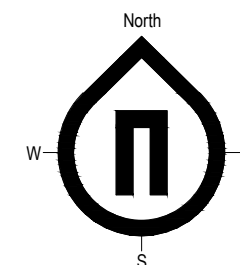
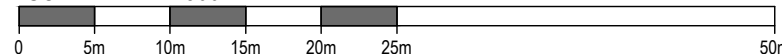


**PALADIN FENCE 1:50  
ELEVATION, SECTION & PLAN**

- 2400 mm HIGH POWDER COATED STEEL. COLOUR: GREEN RAL 6005

SCALE BAR - 1:500



**NOTES**  
Do not scale from this drawing. Only figured dimensions are to be taken from this drawing. Contractor must verify all dimensions on site before commencing any work or shop drawings. Report any discrepancies to the architect before commencing work. If this drawing exceeds the quantities taken in any way the architect are to be informed before the work is initiated. Work within the Construction (Design & Management) Regulations 2015 is not to start until a Health and Safety Plan has been produced. This drawing is copyright and must not be reproduced without consent of NW Architects Limited.

**DRAWING STATUS/TYPE KEY**

F Feasibility	SK Sketch	L Landscape	C Construction
P Planning	M Marketing	S Survey	AB As Built
T Tender	TNT Tenant	OS Ordnance Survey	

**1. ORNAMENTAL STRUCTURE PLANTING**

DENSITY	SPECIES
2.5/m <sup>2</sup>	Cornus alba 'Aurea'
2.5/m <sup>2</sup>	Corylus maxima 'Purpurea'
4/m <sup>2</sup>	Escallonia 'Red Dream'
3.5/m <sup>2</sup>	Potentilla fruticosa 'Abbotswood'
2/m <sup>2</sup>	Pyracantha 'Orange Glow'
3.5/m <sup>2</sup>	Rosa 'Gwent'
3/m <sup>2</sup>	Viburnum davidii

**2. GROUND COVER PLANTING**

DENSITY	SPECIES
4/m <sup>2</sup>	Hedera helix (Common Ivy)
4/m <sup>2</sup>	Vinca minor (Periwinkle)

**3. BOUNDARY HEDGE PLANTING**

%	SPECIES
50%	Carpinus betulus
50%	Pyracantha 'Orange Glow'

DOUBLE STAGGERED ROW, 250mm C/C (6/LIN m). TO BE MAINTAINED AT HEIGHT OF 1.8 m

**4. NATIVE SHRUB PLANTING**

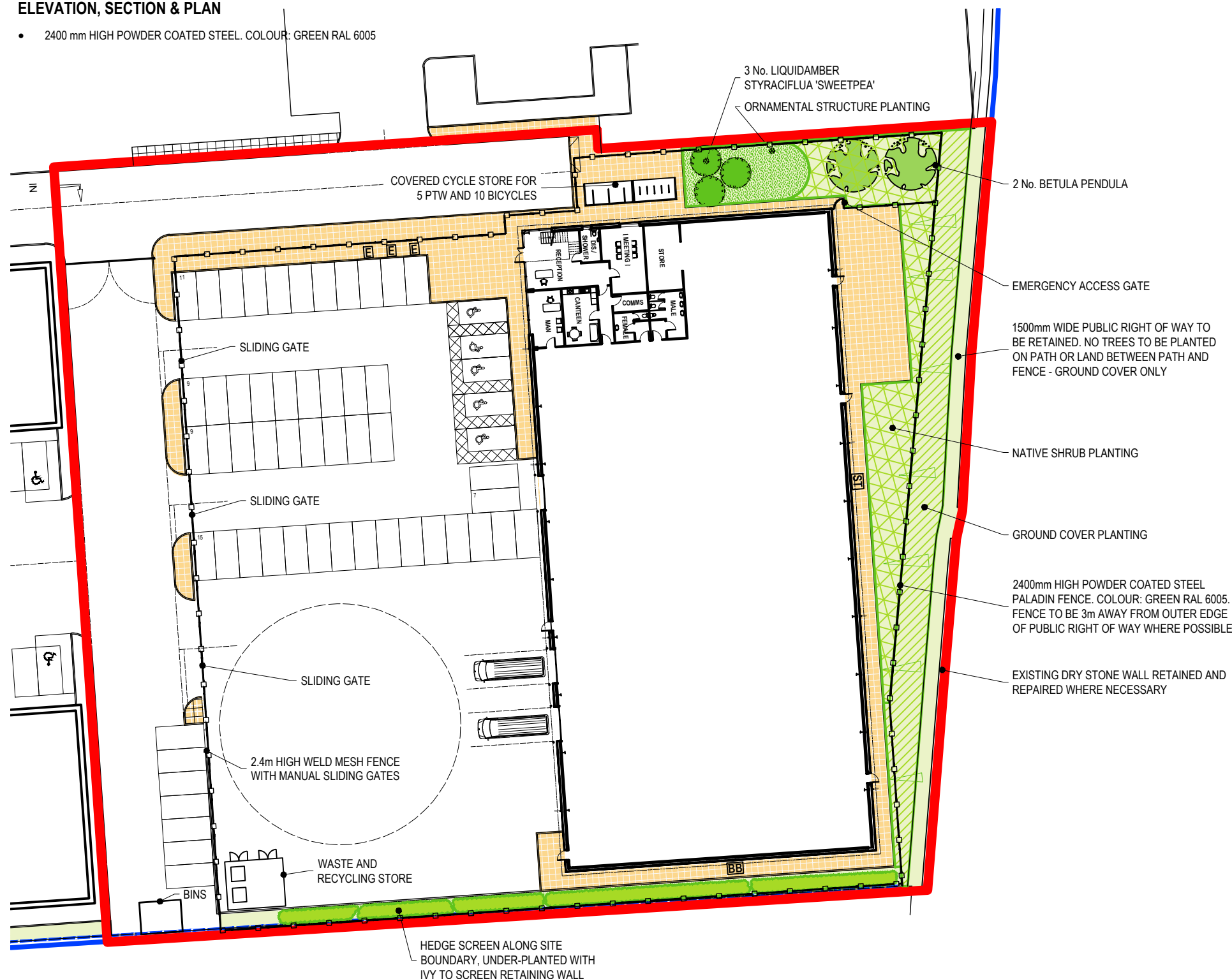
%	SPECIES
20%	Crataegus monogyna
10%	Cornus sanguinea
20%	Corylus avellana
15%	Rhamnus frangula
10%	Sorbus aucuparia
25%	Viburnum opulus

DENSITY 0.75 C/C PLANTED IN GROUND OF 7-15

**WILDLIFE HABITATS**

BB	Bat Box
ST	Sparrow Terrace

**[E]** Electric vehicle charging point



REV	DESCRIPTION	DRAWN	DATE	CHECKED	DATE
A	BAT BOX AND SPARROW TERRACE ADDED. PALADIN FENCE DRAWING ADDED BY CHARGING POINTS ADDED.	GW	23-01-18	NW	23-01-18

**REVISIONS**

**NW-ARCHITECTS**  
27 York Place - Leeds - LS1 2EY  
leeds@nw-architects.co.uk - Tel: 0113 880 0510 - Fax: 0113 880 0511  
[www.nw-architects.co.uk](http://www.nw-architects.co.uk)

CLIENT  
**AldenGreen**  
COMMERCIAL PROPERTY

PROJECT  
Tower Business Park  
Commercial Road, BB3 0DB

DRAWING TITLE  
Proposed Building D  
Proposed Landscaping Plan

Scale	Drawn By	Date Drawn
1:500 @ A3	RS	02-11-17
	Checked By	Date Checked
	NW	02-11-17

Drawing No. 14037-P406  
Revision A